


## FLEXIBLE APPLICATIONS THANKS TO FLEXIBLE ATTACHMENTS

The Scafom-rux Keder roof system equalises any misalignment of the supporting scaffold. It can be assembled on any span width and at any position within its maximum tolerances. If the scaffold is not parallel in the longitudinal direction, this can be equalised through the use of lattice girders. Scaffolds of any bay lengths and widths can be used as a sub-structure.

When fitting several elements in a longitudinal direction, an "empty bay" is envisaged between two frame sections. This can be used as an equalisation element in the longitudinal direction or for subsequent servicing of the building site with material etc. The gap is simply closed by fitting the matching Keder tarpaulin.



Any site unevenness, for instance, can be equalised by integrating "empty bays" at regular intervals



Temporarily open "empty bay" for servicing the site; the gaps between the frame sections are also very suitable for equalisation in a longitudinal direction

TECH INFO 05 KEDER ROOF | 2016-09-EN

## SUPPLEMENTARY ARTICLES



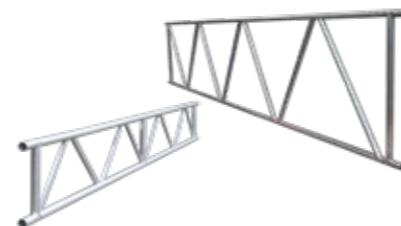
Scaffplank scaffold decking

- System-independent
- Planks from existing stock can be used
- Panel systems possible up to 5 cm thickness



Scaffguard scaffold encasement

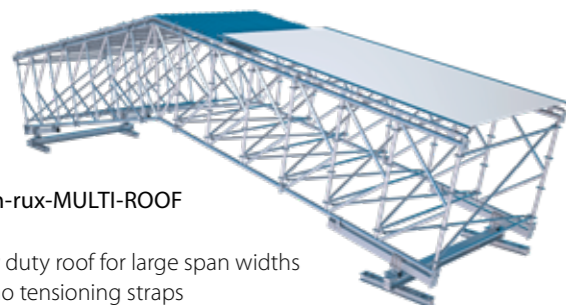
- System-independent
- Flexible adjustment
- Few, light individual elements



Aluminium or steel lattice girders

- For accesses and as support
- System-independent
- High load capacity

## ALTERNATIVES



Scafom-rux-MULTI-ROOF

- Heavy duty roof for large span widths with no tensioning straps
- Fully compatible with RINGSKAFF modular scaffold
- Can be fitted with tarpaulins and/or cassettes
- Supporting elements can also be used for bridging purposes



ALU-RASANT cassette roof system

- Up to 35 % lighter cassette elements compared to conventional systems
- Lattice girders of up to 1.0 m overall height for high shearing strength and resilience
- Comprehensive accessories



# KEDER ROOF

LIGHT, STABLE, SMART

## ONE ROOF, MANY POSSIBILITIES

An ideal weather protection solution should cover as many potential deployment scenarios as possible and yet still be easy to assemble, extremely stable and – of course – inexpensive. That's the way we see things, too.

## SPECIFICATIONS

**Application** Light, transportable roof system; can be used as a pent or saddle roof and mounted on any scaffold system

**Span widths**

- Up to 10 m as a pent roof with 75 kg/m<sup>2</sup> snow or wind load
- Up to 15 m as a saddle roof (18° roof inclination) with 75 kg/m<sup>2</sup> snow or wind load
- Up to 20 m as a saddle roof (18° roof inclination) without any snow load or with tension strap up to 25 kg/m<sup>2</sup> snow load (wind loads are to be considered on the basis of the local circumstances prevailing)

**SMART  
DETAILS  
GREAT  
SOLUTIONS!**

TECH INFO 05 KEDER ROOF | 2016-09-EN

COMPONENT PARTS



**[01] Aluminium rafter**

The aluminium rafters are each equipped with four grooves. This enables the use of a second tarpaulin against dripping water and condensation. Distance tubes at the fastenings ensure stability.



**[02] Purlin + tensioning strap**

Tensioning straps that are easy to tighten and cross purlins provide the roof with the necessary degree of basic rigidity.



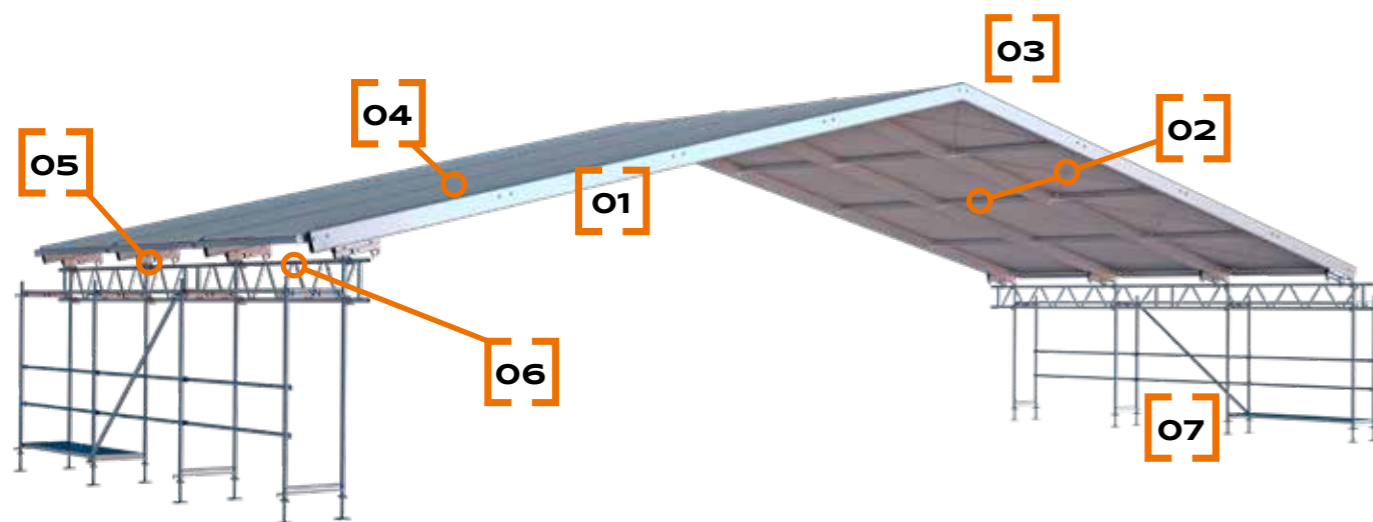
**[03] Ridge connector**

The set angle of the ridge connector allows optimum assembly with an 18° roof inclination.



**[04] Ridge tarpaulin**

Ridge tarpaulins with horizontal lower edge that correspond to the ridge angle are available to enable a flush connection to a lateral scaffold.



**[04] HD Keder tarpaulin**

HD Keder tarpaulins are manufactured for a 10-year permanent usage. They can take loads of up to 100 kg/m<sup>2</sup>, accept foot traffic, are UV-stabilised and translucent.



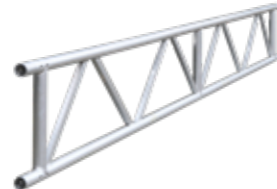
**[05] Coupling element**

The position of the coupling elements is variable. Two standard couplers ensure flexible assembly options on the girder of the supporting scaffold.



**[06] Lattice girders**

Optimally, the roof is mounted on lattice girders which, in turn, can be fitted system-independently on the support scaffold. In this way, maximum flexibility is assured.



**[07] Support scaffold**

The support scaffold is not fixed to any specific system. Modular or facade scaffolds from conventional manufacturers can be readily used. Alternative attachment structures are also possible.

LIGHTWEIGHT SKELETON STRUCTURE, RESILIENT OUTER SHELL

The Scafom-rux Keder roof is a transportable system for providing covered protection for building sites. The roof structure has a very lightweight design in order to minimise the costs for logistics and storage. The weight of the individual parts has been reduced to such an extent that all components can be moved and assembled manually. In some special cases, it is even possible to have a purely manual assembly of roof structures having span widths of up to 15 m. The roof can be assembled either as a pent or saddle roof.

HD tarpaulins, equipped with side welts, are deployed. They are designed for 10-year permanent usage. These HD tarpaulins can take loads of up to 100 kg/m<sup>2</sup>, accept foot traffic, are UV-stabilised and translucent.

EFFICIENT TRANSPORT, OPTIMAL ASSEMBLY

Logistically – and thereby commercially – the Keder roof is convincing in a number of aspects. The volume needing to be transported is only around one third when compared with cassette systems. The same applies to the number of parts and the weight. This means that smaller cranes can be used for the erection. The pre-assembled segments with widths of 7.50 m allow roof areas to be quickly spanned, something which again means that fewer crane hours are needed. That is economical!

THE SCAFOM-RUX KEDER ROOF: AS FLEXIBLE AS YOUR PROJECTS!

- LOW WEIGHT
- SMALL TRANSPORT VOLUME
- FEW INDIVIDUAL PARTS
- EASY ASSEMBLY
- FLEXIBLE USE
- SYSTEM-INDEPENDENT

Only a few tools are needed to assemble the Keder roof quickly and easily:

- Scaffold ratchet with a dimension 19/22 for the scaffold couplers
- Ratchet with a socket dimension 30
- Ring or open-end wrench with dimension 30 and 19
- Cordless impact driver with a tightening torque of approx. 90-110 Nm

Additionally, a trestle-like support structure – e.g. out of scaffold material – is required to assemble the saddle roof. Subsequently, a crane is needed to lift the pre-assembled Keder roof and to then lower it on to the scaffolding.

Simple assembly



Pre-assembly of a three-section field on the ground (a temporary support structure out of scaffolding material in the middle)



Positioning by crane onto a support base out of lattice girders



Fitting of the coupling elements on the lattice girders




Insertion of the Keder tarpaulins (with the aid of a rope)

ANIMATION

An animation film is available to help demonstrate the assembly steps. Simply scan the code or use your computer to take a look at it on the internet:


<https://vimeo.com/185491393>



## FLEXIBLE APPLICATIONS THANKS TO FLEXIBLE ATTACHMENTS

The Scafom-rux Keder roof system equalises any misalignment of the supporting scaffold. It can be assembled on any span width and at any position within its maximum tolerances. If the scaffold is not parallel in the longitudinal direction, this can be equalised through the use of lattice girders. Scaffolds of any bay lengths and widths can be used as a sub-structure.

When fitting several elements in a longitudinal direction, an "empty bay" is envisaged between two frame sections. This can be used as an equalisation element in the longitudinal direction or for subsequent servicing of the building site with material etc. The gap is simply closed by fitting the matching Keder tarpaulin.



Any site unevenness, for instance, can be equalised by integrating "empty bays" at regular intervals



Temporarily open "empty bay" for servicing the site; the gaps between the frame sections are also very suitable for equalisation in a longitudinal direction

TECH INFO 05 KEDER ROOF | 2016-09-EN

## SUPPLEMENTARY ARTICLES



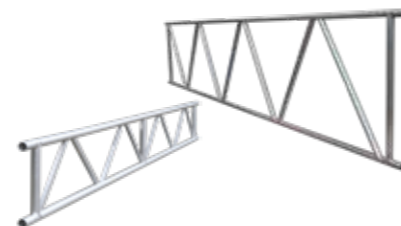
Scaffplank scaffold decking

- System-independent
- Planks from existing stock can be used
- Panel systems possible up to 5 cm thickness



Scaffguard scaffold encasement


- System-independent
- Flexible adjustment
- Few, light individual elements



Aluminium or steel lattice girders

- For accesses and as support
- System-independent
- High load capacity

## ALTERNATIVES



Scafom-rux-MULTI-ROOF

- Heavy duty roof for large span widths with no tensioning straps
- Fully compatible with RINGSCAFF modular scaffold
- Can be fitted with tarpaulins and/or cassettes
- Supporting elements can also be used for bridging purposes



ALU-RASANT cassette roof system

- Up to 35 % lighter cassette elements compared to conventional systems
- Lattice girders of up to 1.0 m overall height for high shearing strength and resilience
- Comprehensive accessories



# KEDER ROOF

LIGHT, STABLE, SMART

## ONE ROOF, MANY POSSIBILITIES

Eine ideale Wetterschutzlösung deckt möglichst viele potenzielle Einsatzszenarien ab und ist dabei noch leicht zu montieren, extrem belastbar und – natürlich! – preiswert. Sehen wir auch so.

## SPECIFICATIONS

**Application** Light, transportable roof system; can be used as a pent or saddle roof and mounted on any scaffold system

**Span widths**

- Up to 10 m as a pent roof with 75 kg/m<sup>2</sup> snow or wind load
- Up to 15 m as a saddle roof (18° roof inclination) with 75 kg/m<sup>2</sup> snow or wind load
- Up to 20 m as a saddle roof (18° roof inclination) without any snow load or with tension strap up to 25 kg/m<sup>2</sup> snow load (wind loads are to be considered on the basis of the local circumstances prevailing)

**SMART  
DETAILS  
GREAT  
SOLUTIONS!**

TECH INFO 05 KEDER ROOF | 2016-09-EN